



Recycle Fishing Lines

When improperly disposed of or when a line breaks, fishing lines end up abandoned in our marine environment as marine debris where they:

- Entangle wildlife
- Pose risks to divers and swimmers
- Cause damage to boats
- Become microplastics
- Float in our oceans, polluting our environment for generations to come



Help keep fishing lines out of our seas! Make your very own portable fishing line recycling container out of re-used containers. This can be a tennis ball container or any item with a similar shape.




Recycle Fishing Lines to Protect Wildlife & Boats!

Fishing lines are not biodegradable and are not accepted in most household recycling bins. Follow these simple instructions to make your own recycling container and to be an ocean steward!

*Caution: Instructions require the use of sharp tools. Use adult supervision if necessary.


Step 1

Using a pair of scissors, cut the existing label off.



Step 2

Using a precision knife, pierce a hole through the side of the container and on the edge of the lid.



Step 3

Loop the cable tie through the hole you made on the side of the container and lid to loosely secure them together. Leave it loose enough to allow the lid to easily be opened and closed.



Step 4

Lastly, hook the carabiner onto the cable tie. Use the carabiner to attach the container to convenient locations while fishing.



Step 5

Utilize it and start collecting your fishing line!

- Attach it around the strap of your kayak or an area on your boat.
- Hook it on your belt loop while fishing.
- Attach it to the bag or backpack you bring on fishing trips.
- If your carabiner is large enough, attach it to the handle of your tackle box.



Way to go, you're done! You now have your very own portable recycling line container. Store it with your fishing equipment so you don't forget to bring it on your next fishing trip. Have extra materials? Make one for a friend.

How to Recycle Your Fishing Lines

You're back from your fishing adventure and your portable recycling line container is filled with line, now what?



Photo source: The California State Parks and the California Coastal Commission's Boating Clean and Green Program

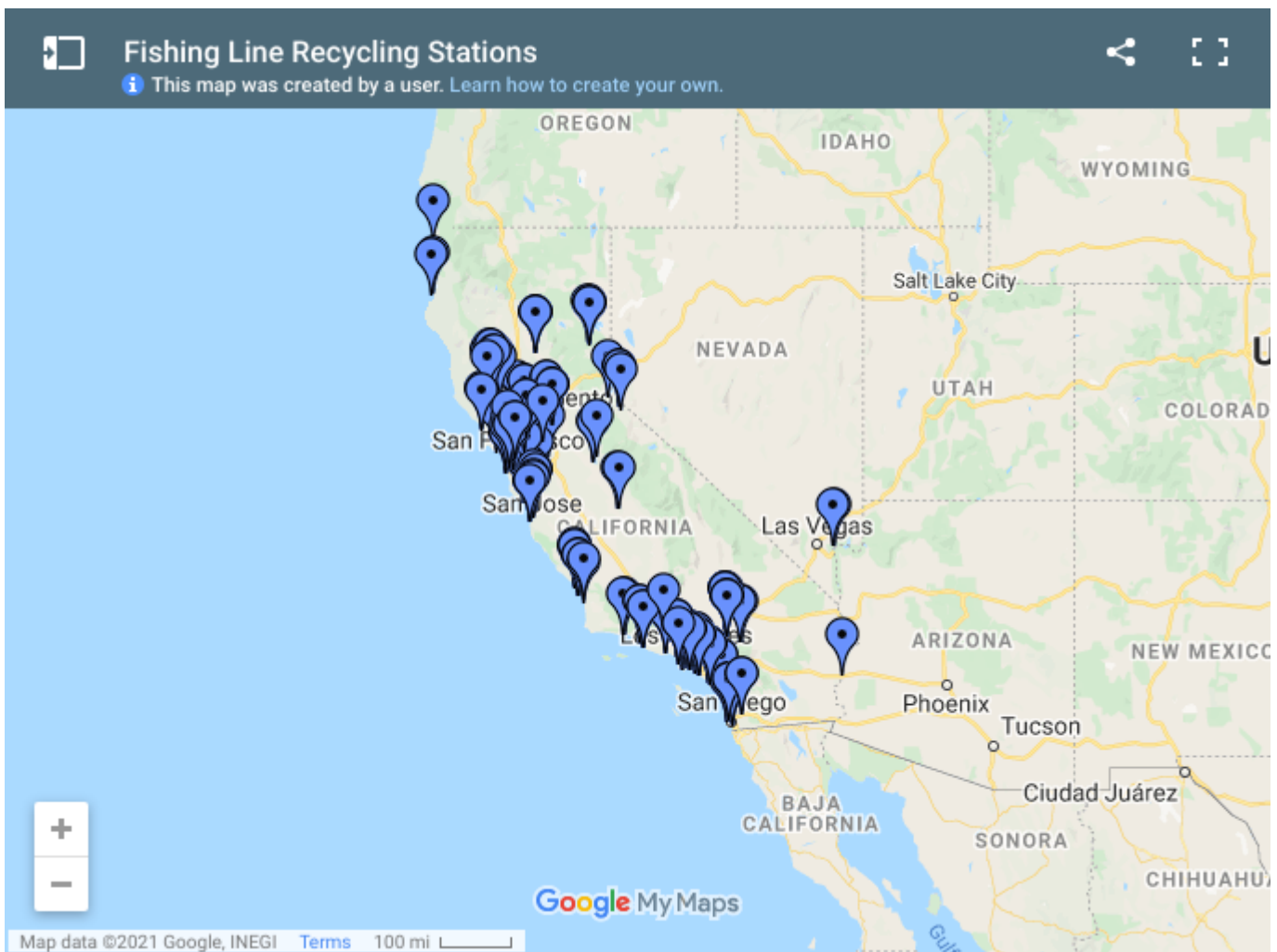
Bring your portable recycling line container to a **Fishing Line Recycling Station** near you.

Not near a Fishing Line Recycling Station? You can mail your collected line to:

Berkley Recycling Collection Center
1900 18th St, Spirit Lake, IA 51360-1099

The California State Parks and the California Coastal Commission's Boating Clean and Green Program, in partnership with the Farallones National Marine Sanctuary, have placed fishing line recycling stations at many locations throughout the State.

Click [here](#) to access the map:



Take your responsible fishing one step further. Will your next fishing adventure take place near a Marine Protected Area?

Marine Protected Areas (MPAs) are areas of the marine environment designated via public processes to protect marine life, marine habitats, and cultural resources. MPA regulations vary, be informed so you can abide by the laws. Check out these convenient resources:



- California Department of Fish and Wildlife (CDFW) [California Marine Protected Areas webpage](#)
- CDFW [Ocean Sport Fishing and Marine Protected Area Regulations interactive map](#)
- MPA Collaborative [project library](#)
- Southern California Tide Calendars (available in [English](#) and [Spanish](#))
- California Marine Sanctuary Foundation's [California MPAs website](#)

Resources used for creating this document: The California State Parks, the California Coastal Commission's Boating Clean and Green Program, and the California Stow It-Don't Throw It Program. Cover and instructional photos provided by The Bay Foundation staff.